



Cambs LMC Elections 2021



Stand. Vote. Engage. Change.

Committee Election 2021 Voting Guide

Election schedule

Voting opens Tuesday 25th May 2021

Voting closes Friday 11th June 2021 (12:00noon)

Your voting checklist

1. Visit www.vote.cambslmc.org to review Candidate Profiles
2. Register, verify and log in to <https://app.vote.cambslmc.org>
3. Cast your vote
4. Check your vote
5. Submit your vote

Votes will be counted, and the results will be announced soon after voting has closed.

Cambs LMC Committee Elections

This year, 24 candidates have nominated themselves to stand for election for the **14 available seats**.

Candidates have supplied their photographs and election statements which have been provided on the Candidate Profiles Page on www.vote.cambslmc.org

In previous elections, many constituents will be familiar with receiving a personal ballot paper for completion and return to the Cambs LMC office via post by midday on Election Day.

This year, your vote will be cast online and you will receive an email confirming your finalised vote.

Please ensure you submit your vote no later than midday on **Friday 11th June 2021**.

Election Principles

- All constituent GPs in Cambridgeshire & Peterborough are eligible to vote in the Cambs LMC Committee elections.
- Voting is online and counting by single transferable vote and is online.
- Voting is cast online and must be submitted no later than 12:00 midday on **Friday 11th June 2021**.
- Detailed instructions on how to vote are provided below.

What is STV?

STV (Single Transferable Vote) is a form of proportional representation where you rank the candidates.

Candidates don't need a majority of votes to be elected, just a known 'quota', or share of the votes, determined by the size of the electorate and the number of positions to be filled.

Each voter gets one vote, which can transfer from their first preference to their second- preference, so if your preferred candidate has no chance of being elected, or has enough votes already, your vote is transferred to another candidate in accordance with your instructions. STV thus ensures that very few votes are wasted, unlike other systems, especially First Past the Post, where only a small number of votes actually contribute to the result.

Why do we use STV?

We use the Single Transferrable Vote (STV) method of election as defined by the Electoral Reform Society because we believe that it is the best way of ensuring that the wishes of the electorate are followed. STV gives voters more choice than any other system. This in turn puts most power in the hands of the voters.

Fewer votes are 'wasted' (ie cast for losing candidates or unnecessarily cast for the winner) under STV. This means that most voters can identify a representative that they personally helped to elect. Such a link in turn increases a representative's accountability.

Contact Us

For any questions on eligibility to vote or about the election process please contact us at office@cambslmc.org

To check or update your contact details that we hold, please email us at office@cambslmc.org

Instructions for Voting in the Election

You will receive an email 'Voting Now Open - Cambs LMC Committee Election – 2021'. The email address we send this to will be treated as your unique identifier so please use this email address throughout the process. If you need us to amend your email address at any point, please contact us at office@cambslmc.org.

1. You will be informed of the number of nominated candidates and the number of available seats.
2. Visit <https://vote.cambslmc.org> and click on the **CANDIDATE PROFILES** tab at the top of the page. This is where you will be able to view each profile by clicking on them individually to read their candidate statements to assist you in making your choices when voting.
3. You can vote by clicking the orange **SUBMIT YOUR VOTE** button at the bottom of the home page.
4. This will take you to the online voting application.

Note: The registration process below validates your email address to ensure that only those eligible to vote can log into the voting application. This registration of your email address is used purely to allow you to cast your vote. Your email address will not be used for any other purpose other than to cast your vote in this election.

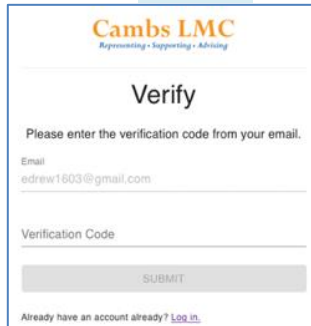
Click **'CREATE AN ACCOUNT'**

Create an account.' A red arrow points from the 'CREATE AN ACCOUNT' text above to the 'Create an account' link." data-bbox="148 568 431 852"/>	Log in.' A green arrow points from the 'Log In' page to this page." data-bbox="518 568 821 852"/>
<p>This will open the 'Register' window.</p>	<p>Enter your email address –this is your unique identifier so please use the one we used to contact you.</p> <p>Choose a password.</p> <p>Click SUBMIT.</p>

Wait a few seconds and a **VERIFY** window will pop up.

Enter the verification code that will be emailed to you. Don't forget to check your spam box!

Click **SUBMIT**.

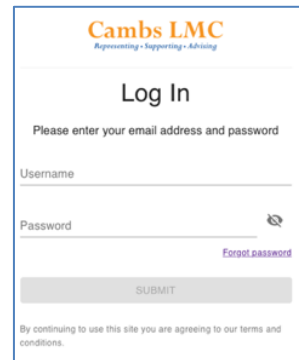


Once verified, the login page will appear.

Enter your password.

Click **SUBMIT**.

The voting application will open.



You will see the voting rules on the left-hand side and the list of 24 candidates down the right-hand side.

You will note there are several "ABSTAIN" candidates listed. This is to provide you with the option to vote for as few or as many (up to 14) candidates as you wish.

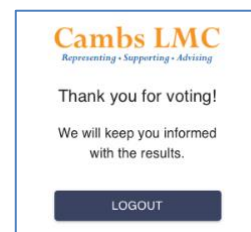
You will see a box in the middle under the header **VOTES**

There are 14 available seats. You can vote for as few candidates as you wish, or you can select all 14 candidates, but you will not be able to submit/confirm your vote until 14 candidates have been selected.

If you are voting for less than 14 candidates, we have provided you with several 'ABSTAIN' candidates to use until you reach 14 votes.

VOTING, IN FIVE EASY STEPS

1. To vote, click and drag the candidate names from the list on the right-hand side, to the **VOTES** box in the order that you wish to vote.
2. If you want to make any changes to the order of the votes, you can easily click and drag them into the position you want them.
3. When you are happy with your vote, Click **CONFIRM**
4. Re-confirm your vote by clicking **CONFIRM**
Thank you for voting!
5. Click **LOG OUT**



If you experience any issues with online voting, please contact us without delay at office@cambslmc.org or [01954 268156](tel:01954268156).